

# MATH NEWS

Grade 2, Unit 3, Topic B

Fall 2014

## 2<sup>nd</sup> Grade Math

Module 3: Place Value, Counting, & Comparison on Numbers to 1000

### Math Parent Letter

This document is created to give parents and students a better understanding of the math concepts taught in the classroom. Module 3 of the Engage New York material covers Place Value, Counting, & Comparison on Numbers to 1000. This newsletter will discuss Module 3, Topic B.

Topic B. Understanding Place Value Units of One, Ten and a Hundred

#### Words to know

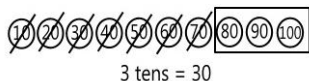
- Ones (O)
- Tens (T)
- Hundreds (H)
- Thousands
- Bundle

### OBJECTIVE OF TOPIC B

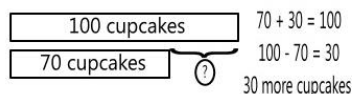
- 1 Count up and down between 100 and 200 using ones and tens.
- 2 Count up and down between 90 and 1,000 using ones, tens, and hundreds.

#### Subtraction Word Problems

Tammy and her mom sold 70 cupcakes at the bake sale. If they baked 100 cupcakes, how many cupcakes do they have left? One way to solve this problem is by drawing circles that represent 10. Mark off the 70 cupcakes that were sold. How many cupcakes are left?



Another way is to draw a tape diagram. Start by drawing a box to represent 100 cupcakes. Next draw the box to represent 70. Mark the unknown amount with a question mark. How many more cupcakes are needed to get from 70 to 100?

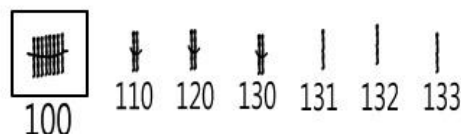


## Focus Area— Topic B

Understanding Place Value Units of One, Ten, and a Hundred

### Counting using Base Ten

Draw and label a box 100. Draw pictures of the units you use to count from 100 to 133.



Students will draw tens and ones to count up from a given number. They will also group various items into tens and explain how many ones and tens the images represent.



30 ones = 3 tens

30 stars in all

Students should recognize that 1 hat is the same as 1 one, 10 hats is the same as 10 ones or 1 ten.

#### Addition Word Problems

Wayne bundled his sticks in hundreds, tens, and ones.



Draw 3 more hundreds and 4 more tens. Count and write how many stick Wayne has now.

